

JAMA | Special Communication | CARING FOR THE CRITICALLY ILL PATIENT

Extracorporeal Membrane Oxygenation for Severe Acute Respiratory Distress Syndrome and Posterior Probability of Mortality Benefit in a Post Hoc Bayesian Analysis of a Randomized Clinical Trial

Ewan C. Goligher, MD, PhD; George Tomlinson, MD, PhD; David Hajage, PhD; Duminda N. Wijesundera, MD, PhD; Eddy Fan, MD, PhD; Peter Jüni, MD; Daniel Brodie, MD; Arthur S. Slutsky, MD; Alain Combes, MD, PhD

- + Editorial
- + Supplemental content

IMPORTANCE Bayesian analysis of clinical trial data may provide useful information to aid in study interpretation, especially when trial evidence suggests that the benefits of an intervention are uncertain, such as in a trial that evaluated early extracorporeal membrane oxygenation (ECMO) for severe acute respiratory distress syndrome (ARDS).

OBJECTIVE To demonstrate the potential utility of Bayesian analyses by estimating the posterior probability, under various assumptions, that early ECMO was associated with reduced mortality in patients with very severe ARDS in a randomized clinical trial (RCT).

DESIGN AND EVIDENCE A post hoc Bayesian analysis of data from an RCT (ECMO to Rescue Lung Injury in Severe ARDS [EOLIA]) that included 249 patients with very severe ARDS who had been randomized to receive early ECMO (n = 124; mortality at 60 days, 35%) vs initial conventional lung-protective ventilation with the option for rescue ECMO (n = 125, mortality at 60 days, 46%). The trial was designed to detect an absolute risk reduction (ARR) of 20%, relative risk (RR) of 0.67. Statistical prior distributions were specified to represent varying levels of preexisting enthusiasm or skepticism for ECMO and by Bayesian meta-analysis of previously published studies (with downweighting to account for differences and quality between studies). The RR, credible interval (CrI), ARR, and probability of clinically important mortality benefit (varying from RR less than 1 to RR less than 0.67 and ARR from 2% or more to 20% or more) were estimated with Bayesian modeling.

FINDINGS Combining a minimally informative prior distribution with the findings of the EOLIA trial, the posterior probability of RR less than 1 for mortality at 60 days after randomization was 96% (RR, 0.78 [95% CrI, 0.56-1.04]); the posterior probability of RR less than 0.67 was 18%, the probability of ARR of 2% or more was 92%, and the probability of ARR of 20% or more was 2%. With a moderately enthusiastic prior, equivalent to information from a trial of 264 patients with an RR of 0.78, the estimated RR was 0.78 (95% CrI, 0.63-0.96), the probability of RR less than 1 was 99%, the probability of RR less than 0.67 was 8%, the probability of ARR of 2% or more was 97%, and the probability of ARR of 20% or more was 0%. With a strongly skeptical prior, equivalent to information from a trial of 264 patients with an RR of 1.0, the estimated RR was 0.88 (95% CrI, 0.71-1.09), the probability of RR less than 1 was 88%, the probability of RR less than 0.67 was 0%, the probability of ARR of 2% or more was 78%, and the probability of ARR of 20% or more was 0%. If the prior was informed by previous studies, the estimated RR was 0.71 (95% CrI, 0.55-0.94), the probability of RR less than 1 was 99%, the probability of RR less than 0.67 was 48%, the probability of ARR of 2% or more was 98%, and the probability of ARR of 20% or more was 4%.

CONCLUSIONS AND RELEVANCE Post hoc Bayesian analysis of data from a randomized clinical trial of early extracorporeal membrane oxygenation compared with conventional lung-protective ventilation with the option for rescue extracorporeal membrane oxygenation among patients with very severe acute respiratory distress syndrome provides information about the posterior probability of mortality benefit under a broad set of assumptions that may help inform interpretation of the study findings.

JAMA. doi:10.1001/jama.2018.14276
Published online October 22, 2018.

Author Affiliations: Author affiliations are listed at the end of this article.

Corresponding Author: Ewan C. Goligher, MD, PhD, Toronto General Hospital, 585 University Ave, Peter Munk Bldg, 11th Floor, Room 192, Toronto, ON M5G 2N2, Canada (ewan.goligher@utoronto.ca).

The conventional frequentist approach to statistical analysis of clinical trials evaluates study hypotheses indirectly by estimating the probability that a treatment effect the same or larger than the observed treatment effect would be obtained if the null hypothesis (which generally assumes that there is no treatment effect) was true. The goal of frequentist analysis is to determine whether the evidence leads one to confidently reject the null hypothesis. In Bayesian analysis, information available prior to the trial about the plausible range of values of the treatment effect (represented as a probability distribution) is updated by the data collected in the trial to produce a revised estimate of the plausible range of values of the treatment effect.¹ Bayesian analysis informs clinical decisions by directly estimating the probability of a hypothesized treatment effect given the observed data.^{2,3} In addition, because information about treatment effect from preexisting clinical and biological evidence is formally incorporated into statistical evaluation, Bayesian methods explicitly quantify the otherwise implicit influence of clinical judgment and prior beliefs on the interpretation of trial results.⁴⁻⁶

A recent randomized clinical trial (RCT) of extracorporeal membrane oxygenation (ECMO), ECMO to Rescue Lung Injury in Severe ARDS (EOLIA),⁷ offers an example of the potential value of Bayesian analysis. In this trial, the effect of early ECMO on mortality in very severe acute respiratory distress syndrome (ARDS) did not reach statistical significance ($P = .09$ in the primary analysis). However, the clinically important point estimate of the absolute risk difference (11%), the near statistical significance of the effect despite early stopping for futility, and the wide divergence of preexisting views regarding the benefit of ECMO^{8,9} (due in part to differences between prior studies and their potential methodological limitations) have made interpretation of the trial controversial.¹⁰⁻¹² In this Special Communication, a post hoc Bayesian analysis of this trial demonstrating the potential utility of the Bayesian approach is presented.

Methods

The EOLIA trial received ethical approval from the ethics committees at all participating sites. The EOLIA trial was a multicenter, international RCT designed to test the hypothesis that early venovenous ECMO reduces 60-day mortality in patients with very severe forms of ARDS ($\text{PaO}_2/\text{FiO}_2 < 50$ mm Hg for >3 hours; $\text{PaO}_2/\text{FiO}_2 < 80$ mm Hg for >6 hours; or $\text{pH} < 7.25$ and $\text{PaCO}_2 \geq 60$ mm Hg with a maximum plateau pressure of 32 cm H₂O and respiratory rate set at 35 breaths per minute for ≥ 6 hours).⁷ The trial was designed to detect a decrease in mortality risk from 60% to 40% (absolute risk reduction [ARR] of 20%, relative risk [RR] of 0.67).

This article presents a previously unplanned reanalysis of the prespecified primary end point conducted using Bayesian methods. The aim was to estimate the posterior probabilities that the treatment effect exceeded a range of potential values for the minimum clinically important treatment effect (RR < 1 , RR < 0.9 , RR < 0.8 , RR < 0.67 ; and ARR $\geq 2\%$, ARR $\geq 4\%$, ARR $\geq 6\%$, ARR $\geq 8\%$, ARR $\geq 10\%$, and ARR $\geq 20\%$, assuming a baseline mortality risk of 46% based on the EOLIA control group). This range of possible values for the minimum clinically important treatment effect incorporated several considerations. First, because the null hypothesis under fre-

Key Points

Question Can Bayesian analysis clarify the interpretation of clinical trial results?

Findings In a post hoc Bayesian analysis of the recent EOLIA (Extracorporeal Membrane Oxygenation [ECMO] to Rescue Lung Injury in Severe ARDS) trial, the posterior probability of mortality benefit (relative risk < 1) ranged between 88% and 99% given a range of prior assumptions reflecting varying degrees of skepticism and enthusiasm regarding previous evidence for the benefit of ECMO. Probabilities varied according to the definition of minimum clinically important mortality benefit; for example, the posterior probability of relative risk less than 0.67 ranged between 0% and 48% given the same range of prior assumptions.

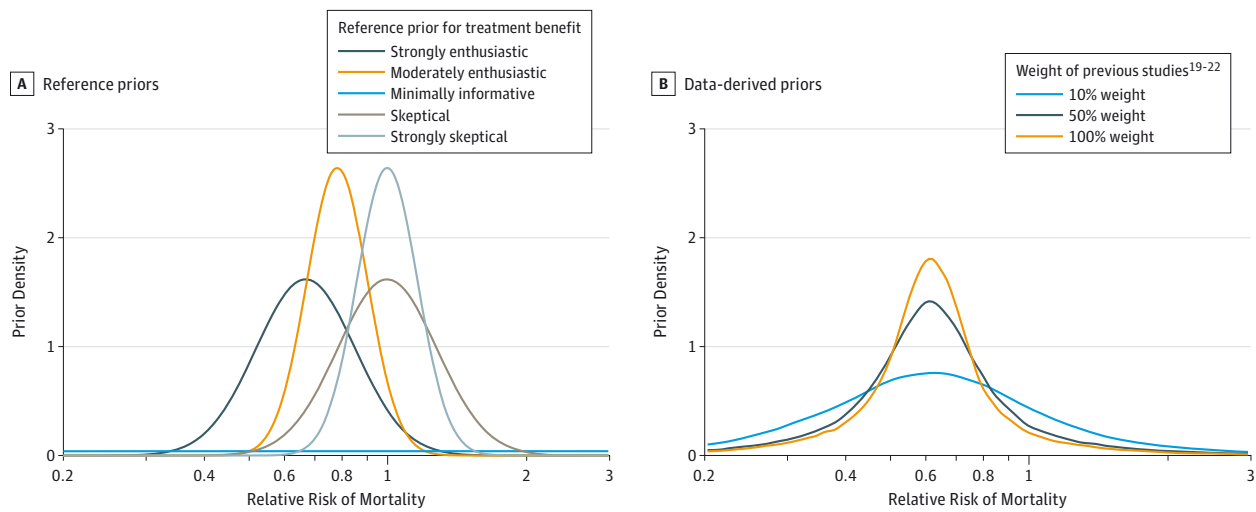
Meaning Information about the posterior probability of treatment effect provided by Bayesian analysis may help clarify the interpretation of clinical trial findings.

quentist conventions in the trial was “no benefit” (RR = 1), the probability of any mortality benefit (RR < 1) was estimated. Second, ARR values of 2% were deemed to be a reasonable potential minimum clinically important effect because this would be equivalent to an estimated 500 lives saved every year in the United States (assuming approximately 25 000 cases of very severe ARDS annually in the United States based on a population of 328 million persons,¹³ an annual incidence of ARDS of 80 per 100 000 population,¹⁴ and a prevalence of very severe ARDS of approximately 10% among all cases of ARDS¹⁵). However, arguments can be made supporting a lower RR or larger ARR as a minimal clinically important difference, and the trial was designed to detect an RR less than 0.67 and an ARR of 20% or more; therefore, the posterior probabilities across a range of effect sizes were computed.

Bayesian analysis represents prior beliefs about the plausible range of values for treatment effect as a probability density distribution. The width (variance) of this distribution represents the level of certainty about the treatment effect, whereas the area under the distribution to the left of any given value is the probability that the parameter (RR or ARR) is smaller than that value (for examples, see **Figure 1** and **Table 1**). Two approaches were used to develop statistical priors for this analysis. First, priors were used to reflect varying degrees of enthusiasm and skepticism for the benefit of ECMO before the trial. A minimally informative reference prior (which regards all possible log-relative risk values to be equally likely) was used to produce results essentially dependent on data from the trial alone; this prior adds minimal information to the trial in calculating posterior probabilities.

A range of reference priors were defined to represent strongly enthusiastic, moderately enthusiastic, skeptical, and strongly skeptical archetypes of prior belief about the probability of benefit from early ECMO consistent with preexisting controversy among experts in the field^{8,16} (**Table 1**). Each prior distribution was characterized by a different assumed value for median RR (the value for RR that an enthusiast or skeptic would assume to have a 50% probability of obtaining) and a different width (variance, representing the magnitude of uncertainty about the plausible range of values for treatment effect). To aid in understanding the strength of the enthusiasm or skepticism represented by these theoretical priors, the sample size and observed

Figure 1. Reference and Data-Derived Priors Showing the Plausible Range of Values for Differing RRs of Mortality With the Use of Early ECMO in Patients With Very Severe ARDS



ARDS indicates acute respiratory distress syndrome; ECMO, extracorporeal membrane oxygenation; RR, relative risk. Bayesian analysis combines each prior distribution with the likelihood function of the observed treatment benefit in the trial to determine the posterior probability of treatment benefit. A, A range of reference prior distributions were specified in an effort to match the spectrum of belief within the clinical community about the benefit of ECMO.

The minimally informative prior distribution posits that all potential values for log-relative risk are equally likely. B, The data-derived priors were based on previous studies (see Methods for details). To account for likely differences in previous studies, the weight (influence) of patients enrolled in these previous studies was reduced by artificially inflating the study variance (resulting in a wider prior probability density distribution).

Table 1. Characteristics of Reference Prior Probability Distributions Representing Prior Beliefs About Mortality Benefit From ECMO in Patients With Very Severe ARDS

Prior Belief	Assumed Median RR	Assumed SD of Logarithm of RR	Prior Evidence Equivalent ^a	Probability of Treatment Effect \geq Specified Threshold, %				Rationale for Specifying Distribution Characteristics
				RR <1	RR <0.9	RR <0.8	RR <0.67	
Minimally informative	1.0	10	Equivalent to essentially no prior belief	50	50	49	49	All possible values for treatment effect for log RR are equally likely
Strongly enthusiastic	0.67	0.25	Equivalent to a previous RCT enrolling 100 patients finding 33% RR reduction	95	89	77	58	Probability of observing a treatment effect \geq that assumed in EOLIA trial design is 50%; probability of harm (RR >1) is 5%
Moderately enthusiastic	0.78	0.15	Equivalent to a previous RCT enrolling 264 patients finding 22% RR reduction	95	83	57	24	Probability of observing a treatment effect \geq that approximating effect observed in ARDSNet lower tidal volumes trial (RR = 0.78) is 50%; probability of harm (RR >1) is 5%
Skeptical	1.0	0.24	Equivalent to a previous RCT enrolling 100 patients finding 0% RR reduction	50	33	18	7	Probability of observing a treatment effect \geq that assumed in EOLIA trial design (RR = 0.67) is 5%; probability of benefit and harm are equivalent
Strongly skeptical	1.0	0.15	Equivalent to a previous RCT enrolling 264 patients finding 0% RR reduction	50	24	7	1	Probability of observing a treatment effect \geq that observed in the ARDSNet lower tidal volume trial (RR = 0.78) is 5%

Abbreviations: ARDS, acute respiratory distress syndrome; ARDSNet, National Institutes of Health/National Heart, Lung, and Blood Institute ARDS Network; ECMO, extracorporeal membrane oxygenation; EOLIA, ECMO to Rescue Lung Injury in Severe ARDS; RCT, randomized clinical trial; RR, relative risk.

^a Prior evidence equivalent communicates the level of certainty represented in

each reference prior by reference to the treatment effect and sample size of a hypothetical RCT required to generate the level of informative influence on posterior probability specified by the reference prior relative to the size of the EOLIA trial.

RR were computed for a hypothetical clinical trial achieving the same level of certainty in the treatment effect as each prior. This sample size was computed by comparing the variance of each prior distribution to the variance of the log-relative risk observed in the trial (Table 1).

In accordance with previously published recommendations,^{9,15} the priors were defined so as to represent enthusiastic or skeptical viewpoints with respect to (1) the probability that the true

effect of ECMO on mortality is the same or greater than that used to power the trial (ie, $RR \leq 0.67$) or than the effect observed in the ARDSNet trial of low tidal volume ventilation (a classic trial in the treatment of ARDS, $RR < 0.78$)¹⁷ and (2) the probability that ECMO would worsen mortality (ie, $RR > 1$). Reference priors specified on this basis are described in detail in Table 1. Figure 1A depicts the probability density distribution for RR specified by each reference prior distribution.

Table 2. Probability of Treatment Effects Estimated by Bayesian Analysis According to Varying Prior Beliefs About Mortality Benefit From ECMO in Patients With Very Severe ARDS

Prior Belief	Posterior Median RR (95% Credible Interval)	Posterior Probability That True RR Is <Specified Threshold, %			
		RR <1	RR <0.9	RR <0.8	RR <0.67
Reference prior distributions					
Minimally informative	0.78 (0.56-1.04)	96	85	60	18
Strongly enthusiastic	0.74 (0.57-0.95)	99	94	73	22
Moderately enthusiastic	0.78 (0.63-0.96)	99	91	61	8
Skeptical	0.84 (0.64-1.07)	93	73	39	5
Strongly skeptical	0.88 (0.71-1.09)	88	58	18	0
Data-derived prior distributions					
No downweighting of previous studies ^a	0.71 (0.55-0.94)	99	96	83	48
50% downweighting of previous studies	0.73 (0.56-0.96)	99	94	77	40
75% downweighting of previous studies	0.74 (0.56-0.98)	98	92	72	36

Abbreviation: RR, relative risk.

^a Downweighting refers to a deliberate reduction in the influence (weight) of previous studies in the Bayesian hierarchical model by artificially increasing the variance of these studies. Downweighting provides a method of representing uncertainty about the estimates of effect in these studies given their likely differences (methodological limitations?) compared with the current trial.

Second, data-derived prior distributions were developed based on relevant studies¹⁸⁻²⁰ from a meta-analysis of ECMO for ARDS.²¹ The treatment effects in these previous studies were combined with the observed data from this trial in a Bayesian hierarchical random-effects model (that itself used minimally informative priors). The previous studies generated a prior for what the treatment effect in the "next" study would be, a prior that is combined with data from this trial to produce an updated distribution of the estimated treatment effect after this trial. To reflect concerns about possible differences between the current and previous studies (eg, nonrandomized design in 2 studies, confounding by transfer to specialist centers, or suboptimal control group management), the variance of the previous studies was inflated so that patients in preexisting studies were "down-weighted" to exert less influence (ie, received less weight in the analysis) on the pooled estimate of effect. Downweighting was applied to varying degrees so that patients in previous studies exerted between 0% and 100% of the weight of patients enrolled in the trial. It allowed the uncertainty about the estimates of effect in studies given their likely differences (methodological limitations?) to be mathematically represented. The effects and level of uncertainty described by the data-derived priors are represented graphically in Figure 1B.

Separate Bayesian models were run for each of the prior distributions on the log-relative risk for ECMO. The likelihood function (the probability of observing the data collected in the trial for each possible value of RR) was computed for the trial. Each model treated the numbers of deaths in the ECMO and control groups as independent samples from binomial distributions and placed a uniform prior on the probability of death in the control group (p_c) so that the probability in the ECMO group was $RR \times p_c$. Markov chain Monte Carlo modeling (with 3 chains, 20 000 iterations burn-in and 20 000 saved iterations per chain) was used to derive treatment effect estimates and 95% credible intervals (CrIs) from the median, 2.5th and 97.5th percentiles of the posterior distribution, and to estimate the posterior probabilities of treatment effects exceeding certain thresholds. The ARR was calculated from the RR for a fixed baseline mortality risk of 46%. The Gelman-Rubin statistic was used to assess convergence of all

models. All analyses were conducted in R (R Foundation), version 3.5.0, using R2jags²² to run JAGS.²³

Results

Bayesian Analysis Using a Minimally Informative Prior

Posterior probabilities of ARR and RR reductions in mortality for a range of priors are shown in Table 2 and Table 3. Figure 2 presents both the likelihood function for the trial and the posterior probability distribution for RR reductions for each prior. With the minimally informative prior, the estimated median RR for mortality at 60 days with early ECMO was 0.78 (95% CrI, 0.56-1.04). The posterior probability of mortality benefit with early ECMO (ie, RR <1) was 96%, the probability of RR less than 0.67 was 18%. Assuming a baseline mortality risk of 46%, the probability of ARR of 2% or more was 92%, and the probability of ARR of 20% or more was 2% (Table 3).

Bayesian Analysis Using Reference Priors

The posterior probability of RR less than 1 exceeded 90% across the strongly enthusiastic, moderately enthusiastic, and skeptical priors (Table 2, Figure 2). In the most extreme case of a strongly skeptical prior the estimated RR was 0.88 (95% CrI, 0.71-1.09), the posterior probability of RR less than 1 was 88%, the probability of RR less than 0.67 was 0%, the probability of ARR of 2% or more was 78%, and the probability of ARR of 20% or more was 0%.

Bayesian Analysis Using the Data-Derived Priors

When combining treatment effects from previous studies with the data from the trial in the hierarchical model, estimated RR in the trial was 0.71 (95% CrI, 0.55-0.94). With this prior, the posterior probability of RR less than 1 was 99%, probability of RR less than 0.67 was 48%, the probability of ARR of 2% or more was 98%, and the probability of ARR of 20% or more was 4%.

When the previous studies were downweighted to account for their likely methodological limitations by up to 90%, the upper limit of the 95% CrI for treatment effect fell below 1 and the probability of RR less than 1 exceeded 90% (Figure 3). The probability

Table 3. Probability That Early ECMO Reduces Mortality by a Proposed Minimum Clinically Important Difference According to Varying Prior Beliefs About Mortality Benefit From ECMO in Patients With Very Severe ARDS

Prior Belief	Posterior Median ARR, % (95% Credible Interval)	Posterior Probability That True ARR Is \geq Specified Threshold, % ^a					
		2%	4%	6%	8%	10%	20%
Reference prior distributions							
Minimally informative	10.6 (-1.8 to 20.0)	92	86	78	67	53	2
Strongly enthusiastic	12.0 (2.1 to 19.9)	98	95	89	79	65	2
Moderately enthusiastic	10.4 (2.0 to 17.2)	97	93	85	71	51	0
Skeptical	7.8 (-3.4 to 16.5)	86	76	62	47	30	0
Strongly skeptical	5.6 (4.1 to 13.3)	78	63	45	26	13	0
Data-derived prior distribution							
No downweighting of previous studies	13.6 (2.9 to 20.5)	98	96	93	88	79	4
50% Downweighting of previous studies	12.8 (1.9 to 20.4)	97	95	91	83	72	3
75% Downweighting of previous studies	12.1 (1.1 to 20.3)	97	93	88	79	66	3

Abbreviations: ARDS, acute respiratory distress syndrome; ARR, absolute risk reduction; ECMO, extracorporeal membrane oxygenation; EOLIA, ECMO to Rescue Lung Injury in Severe ARDS.

^a ARR was computed assuming a baseline mortality risk of 46% (based on the mortality rate in the EOLIA control group).

of RR less than 0.67 and ARR of 20% or more remained low across the range of downweighting (Table 2 and Figure 3).

Discussion

Bayesian analysis constitutes an alternative to the conventional approach for the statistical evaluation of medical hypotheses. Rather than estimating the probability of the data given the hypothesis, it aims to estimate the probability of the hypothesis given the data. Statisticians have long identified either as "Bayesians" or as "frequentists"; the debate turns, in part, on the role of deductive vs inductive inference in scientific reasoning.²⁴ In 2010, the US Food and Drug Administration finalized guidelines for the application of Bayesian statistics in trial design and interpretation in clinical trials of medical devices.²⁵ Bayesian analysis may suggest differing conclusions from frequentist analysis, particularly when observed effect sizes are relatively large but statistical power is relatively low.³

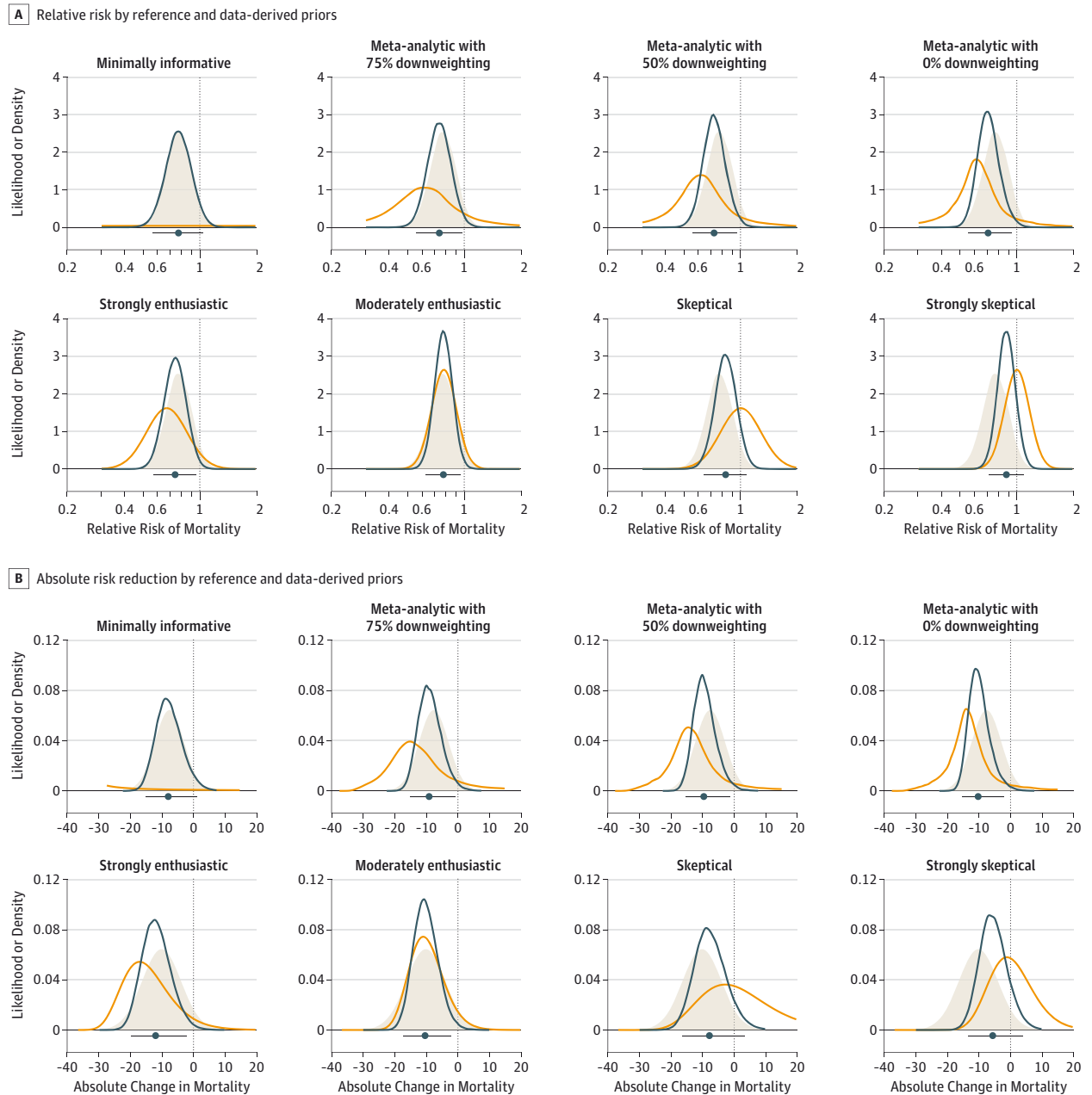
In the original description of the EOLIA trial, the investigators concluded that "early application of ECMO was not associated with mortality at 60 days that was significantly lower than that in the control group."⁷ This conclusion appropriately reflects the frequentist approach to hypothesis testing. The probability of observing an absolute mortality difference of 11% or more under the null hypothesis of no treatment effect was not sufficiently low to warrant the rejection of the null hypothesis according to frequentist conventions (RR, 0.76 [95% CI, 0.55-1.04], $P = .09$, in the primary analysis). This conclusion may be at variance with clinical and scientific intuition as it discounts altogether the clinically relevant effect size and a 95% CI that lies mostly below 1. The difficulty of interpreting the results of this frequentist analysis was immediately evident with one editorial concluding that "the routine use of ECMO in patients with severe ARDS is not superior to the use of ECMO as a rescue maneuver,"¹¹ whereas another suggested that "ECMO probably has some benefit in this context."²⁶

The statement that ECMO probably has some benefit is an intuitive expression of the Bayesian approach to data analysis. The Bayesian framework aims to define the probability of a desired treatment effect rather than to rule out the absence of any treatment effect. Bayesian analysis of the EOLIA trial demonstrates that across a range of prior assumptions about the probability of benefit from early ECMO, the posterior probability of any mortality benefit (RR < 1) with early ECMO is high, ranging between 88% to 99%. The influence of priors on the posterior probability varied with the definition of treatment effect, particularly for ARR. For an ARR of 2% or more, the posterior probability of benefit ranged between 78% and 98%, depending on the prior. For an ARR of 20% or more, the posterior probability ranged from 0% to 2%.

The analyses described highlight several advantages of the Bayesian framework. First, the use of statistical priors permits the wide spectrum of opinion within the clinical community regarding any treatment to be formally incorporated in the analysis. This is particularly important with ECMO. In a Bayesian analysis of a previous clinical trial of ECMO in children published in 1989,¹⁹ Kass and Greenhouse observed that "diverse opinions among knowledgeable and thoughtful observers arise because ... different people attach different degrees of importance to various pieces of information concerning the merits of the treatment."²⁷ By incorporating these varying background beliefs as priors, Bayesian analysis can quantify the overall strength of evidence in support of a hypothesis, complementing conventional frequentist approaches to hypothesis testing in clinical trials.

Second, Bayesian methods directly estimate the probability that the treatment effect is larger than a clinically important threshold, given prior assumptions; such information may be more directly informative to clinicians and patients or families wrestling with complex treatment decisions than probabilities of observing data more extreme than the observed data if there is no real treatment effect quantified by frequentist P values. The probabilistic results of Bayesian analysis naturally align with the thought processes of clinicians making treatment decisions at the bedside

Figure 2. Posterior Probability Distributions for RR and ARR Based on EOLIA Trial Results for the Benefit of Early ECMO on Mortality in Patients Very With Severe ARDS, by Reference and Data-Derived Priors



ARR indicates absolute risk reduction; ARDS, acute respiratory distress syndrome; ECMO, extracorporeal membrane oxygenation; EOLIA, ECMO to Rescue Lung Injury in Severe ARDS; RR, relative risk. Orange lines indicate the reference or data-derived priors. The green-shaded areas indicate the treatment effect observed EOLIA trial (likelihood function). Blue lines indicate posterior probability distribution. The blue point and line below each set of distributions indicates the posterior median effect and 95% credible interval. The vertical dotted line indicates where RR = 1 to provide a visual reference

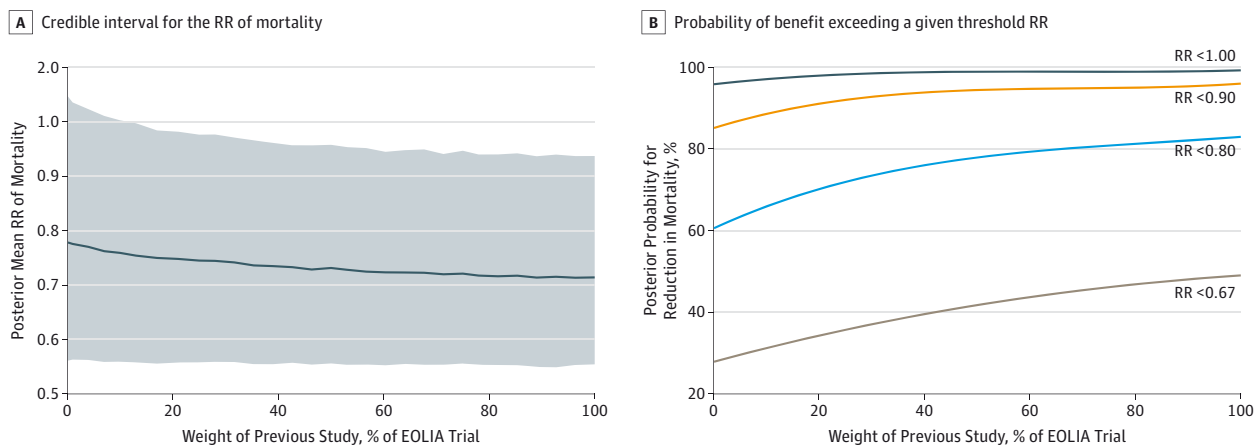
point. Reference or data-derived priors are combined with the likelihood function summarizing the treatment effect observed in the EOLIA trial to compute the posterior probability for the treatment effect. The likelihood function summarizing the trial data is the same across all priors; variation in the posterior distribution arises from variation in the prior. In the minimally informative reference prior, the likelihood function and posterior distribution are identical. This approach allows assessment of the influence of prior enthusiasm or skepticism for early ECMO on the interpretation of the trial.

where the probabilities of various competing benefits and harms must be weighed.

Third, by representing what is known about the treatment effect through a probability distribution, Bayesian analysis allows the

probabilities for different magnitudes of treatment effect to be estimated. For the purposes of analysis, we defined an ARR of 2% as a potential threshold for clinically important treatment effect. However, this threshold may be insufficient to motivate the routine use

Figure 3. Posterior Probabilities for a Reduction in Mortality With Early ECMO Given the EOLIA Trial and the Results of Previous Studies¹⁹⁻²² in Patients With Very Severe ARDS



ECMO indicates extracorporeal membrane oxygenation; EOLIA, ECMO to Rescue Lung Injury in Severe ARDS; RR, relative risk. Varying degrees of weight were applied to the previous studies by artificially increasing the variance (width) of their probability distribution to reflect varying levels of confidence in their estimates of effect given their likely differences (and potential

methodological limitations). A, This panel shows the resulting credible intervals (blue-shaded area) for the RR of mortality for various levels of weighting of previous studies in proportion to the weight assigned to the EOLIA trial. B, This panel shows the resulting estimated posterior probability that the RR for mortality exceeds each threshold value.

of early ECMO. Indeed, with an ARR threshold of 20%, the posterior probability was 2%. Various factors must be weighed in defining the minimum clinically important effect: the baseline risk of the outcomes, the relevance of the outcome under study, the resources and expertise required to deliver the intervention, the risk of treatment-related adverse effects, and the effect on other clinical outcomes. Given uncertainty over this value, posterior probabilities for a range of ARR and RR reductions were reported. Further investigation using decision analysis may help to define the optimal value for clinically important treatment effect.

Fourth, Bayesian posterior probabilities can also inform the question of whether future trials are required. For example, some might propose conducting yet another RCT of early ECMO to confirm mortality benefit ($RR < 1$) under frequentist conventions (ie, $P < .05$). The posterior probabilities reported here can help to inform future discussions about the need for additional trials and whether the ethical requirement for equipoise in an RCT can be satisfied. Decisions about the need for a future trial depend on the definition of equipoise (probability of benefit sufficient to exclude equipoise) and the definition of the minimum clinically important treatment effect.²⁸

There are challenges with Bayesian analysis. First, given their significant influence on posterior probabilities, the priors must be specified to appropriately reflect the evidence available before the trial. Selection of priors therefore requires careful thought. Bayesian analysis also requires decisions about the minimum clinically important treatment effect, as discussed above. Because decisions about priors and treatment effects inevitably incorporate an element of judgement, Bayesian analysis is sometimes criticized for perceived subjectivity. To address these challenges, posterior probabilities were computed for a wide range of potential values of minimum clinically important treatment effect under a range of reference priors specified based on other considerations and on prior data.

Second, the data-derived prior was estimated based on previous studies deemed to be of acceptable methodological quality (RCTs and observational studies employing rigorous propensity score techniques for analysis). Because the methodological limitations of these studies reduced confidence in their estimates of effect,^{21,29} the weight of these studies was reduced in the Bayesian hierarchical model to render them less informative in the construction of the prior. Reassuringly, the probability of treatment benefit remained high, even when these studies were downweighted such that a patient in the preexisting studies contributed much less influence in comparison with a patient enrolled in the EOLIA trial.

Third, reference priors were specified based on previous recommendations for establishing representative levels of enthusiasm and skepticism.^{1,3} This approach permits assessment of prior probability both in terms of existing clinical data and the strength of the biological plausibility. Readers should determine which prior best matches their own background assessment of the prior probability of benefit from ECMO in very severe ARDS and assess the posterior probability of benefit in light of the EOLIA trial accordingly. One important decision is the specification of the strongly skeptical reference prior; this requires a judgment about the upper limit of reasonable skepticism. The strongly skeptical reference prior specified for this analysis is equivalent to the information derived from a hypothetical trial of early ECMO enrolling 264 patients (6% more than the EOLIA trial) that finds no difference in the risk of death in treatment and control groups. Because there are no studies of this magnitude published in the current ECMO era, this prior distribution appears to appropriately represent the upper limit of reasonable prior skepticism.

Fourth, whether the findings of this Bayesian analysis support the routine use of early ECMO for very severe ARDS remains a matter of judgment. This judgment must incorporate several considerations: the distribution of prior probability, the probability of

mortality benefit (level of certainty) required to motivate action (ie, should one apply a treatment that has a predicted probability of benefit of 70% vs 80% vs 90%), the minimum clinically important treatment effect size, the effect on outcomes other than mortality (ie, long-term functional status, quality of life, costs, resource implications), and the risk of adverse events. This is particularly important because physicians often underestimate the risk of adverse events. This complexity highlights the need for decision analyses; Bayesian posterior probability distributions very naturally inform decision analysis.¹ The decision to initiate ECMO will always remain complex; no clinical trial, however conclusive, can remove the role of clinical judgment in making decisions about treatments. The findings of this Bayesian analysis may be helpful to inform these judgments.

Limitations

Limitations of this analysis include those inherent in the primary trial. Premature termination and a high rate of crossovers may have led to limited statistical power to detect a meaningful treatment effect. Patients were enrolled from both ECMO centers and non-ECMO referral centers, resulting in delayed ECMO initiation for some patients, although this reflects clinical practice given the regionalized nature of ECMO services.

In addition, there are limitations specific to these Bayesian re-analyses. First, the present analysis constitutes an unplanned post hoc analysis of trial data. Such analyses should generally be treated with caution (ie, regarded as hypothesis-generating only) because, among other concerns, repeated hypothesis testing using different analyses increases the chance of erroneously concluding that the null hypothesis can be rejected (*P* hacking).³⁰ Several considerations, however, suggest that the present analyses are less vulnerable to these concerns. They tested the same hypothesis and ana-

lyzed the same prespecified primary end point as in the original publication—the prespecified hypothesis or primary outcome were not revised (generally entailed in secondary analyses). In addition, under Bayesian analysis, the risk of erroneously estimating the posterior probability of treatment effect arises from incorrectly specifying the priors, not from repeated estimates of this probability. The capacity to allow repeated estimates of posterior probability is the basis for Bayesian adaptive trial design.³¹

Second, because the analyses were planned after the trial was published, it was difficult to use empirical methods to elicit prior beliefs about the benefit of ECMO; beliefs about benefit would unavoidably be influenced by the results of the EOLIA trial.³² Empirically derived priors might have helped to clarify the extent to which the EOLIA trial should modify the perceived probability of benefit. Recognizing this limitation, a range of priors was specified to represent the range of potential prior beliefs about treatment effect that might have been described by an empirical method.

Third, these analyses focused specifically on mortality and did not consider other adverse events, which given the technological challenges of ECMO would be important to consider.

Conclusions

Post hoc Bayesian analysis of data from a randomized clinical trial of early extracorporeal membrane oxygenation compared with conventional lung-protective ventilation with the option for rescue extracorporeal membrane oxygenation among patients with very severe acute respiratory distress syndrome provides information about the posterior probability of mortality benefit under a broad set of assumptions that may help inform interpretation of the study findings.

ARTICLE INFORMATION

Accepted for Publication: September 26, 2018.

Published Online: October 22, 2018.
doi:10.1001/jama.2018.14276

Author Affiliations: Interdepartmental Division of Critical Care Medicine, University of Toronto, Toronto, Ontario, Canada (Goligher, Fan, Slutsky); Department of Medicine, University Health Network, Toronto, Ontario, Canada (Goligher, Tomlinson, Fan); Toronto General Hospital Research Institute, Toronto, Ontario, Canada (Goligher, Tomlinson); Institute for Health Policy, Management, and Evaluation, University of Toronto, Toronto, Ontario, Canada (Tomlinson, Wijeyesundera, Fan, Jüni); Département Biostatistique Santé Publique et Information Médicale, Unité de Recherche Clinique, Centre de Pharmacoépidémiologie, Assistance Publique-Hôpitaux de Paris, Hôpitaux Universitaires Pitié Salpêtrière—Charles Foix, Sorbonne Université, Paris, France (Hajage); Department of Anesthesia, University of Toronto, Toronto, Ontario, Canada (Wijeyesundera); Department of Anesthesia and Pain Management, Toronto General Hospital, Toronto, Ontario, Canada (Wijeyesundera); Applied Health Research Centre of the Li Ka Shing Knowledge Institute, Department of Medicine, St Michael's Hospital, University of Toronto, Toronto, Ontario, Canada (Wijeyesundera, Jüni); Division of Pulmonary, Allergy, and Critical Care

Medicine, Columbia University Medical Center, New York, New York (Brodie); New York-Presbyterian Hospital, New York (Brodie); Keenan Centre for Biomedical Research, Li Ka Shing Knowledge Institute, St Michael's Hospital, Toronto, Ontario, Canada (Slutsky); Sorbonne Université INSERM Unité Mixte de Recherche, Institute of Cardiometabolism and Nutrition, Paris, France (Combes); Service de Médecine Intensive-Réanimation, Institute de Cardiologie, Assistance Publique-Hôpitaux de Paris Hôpital Pitié-Salpêtrière, Paris, France (Combes).

Author Contributions: Dr Goligher had full access to all of the data in the study and takes responsibility for the integrity of the data and the accuracy of the data analysis. Drs Tomlinson and Goligher conducted and are responsible for the data analysis.

Concept and design: Goligher, Tomlinson, Wijeyesundera, Jüni, Brodie, Slutsky, Combes.

Acquisition, analysis, or interpretation of data: All authors.

Drafting of the manuscript: Goligher.

Critical revision of the manuscript for important intellectual content: All authors.

Statistical analysis: Goligher, Tomlinson, Hajage.

Administrative, technical, or material support: Slutsky, Combes.

Conflict of Interest Disclosures: Dr Goligher reports receiving travel reimbursement and

speaking honoraria from Getinge outside the submitted work. Dr Jüni reports being a tier 1 Canada research chair in clinical epidemiology of chronic diseases. Dr Brodie reports serving as the cochair of the trial steering committee for the VENT-AVOID trial sponsored by ALung Technologies; he previously served on the medical advisory boards of ALung Technologies and Kadence (Johnson & Johnson), with all compensation for these activities paid to Columbia University. Dr Slutsky reports serving as a paid consultant for Maquet Critical Care, Baxter, and Novalung/Xenios. Dr Combes reports receiving study grant support from Maquet, lecture fees from Maquet and Baxter, and consulting fees from Hemovent, outside the submitted work. No other disclosures were reported.

Funding/Support: This work is supported by a new investigator award from the Canadian Institutes of Health Research (Drs Fan and Wijeyesundera) and a merit award from the department of anesthesia at the University of Toronto (Dr Wijeyesundera).

Role of the Funder/Sponsor: The funders had no role in the design and conduct of the study; collection, management, analysis, and interpretation of the data; preparation, review, or approval of the manuscript; and decision to submit the manuscript for publication.

REFERENCES

1. Spiegelhalter DJ, Myles JP, Jones DR, Abrams KR. Methods in health service research: an introduction to Bayesian methods in health technology assessment. *BMJ*. 1999;319(7208):508-512. doi:10.1136/bmj.319.7208.508
2. Bland JM, Altman DG. Bayesians and frequentists. *BMJ*. 1998;317(7166):1151-1160. doi:10.1136/bmj.317.7166.1151
3. Wijeyesundera DN, Austin PC, Hux JE, Beattie WS, Laupacis A. Bayesian statistical inference enhances the interpretation of contemporary randomized controlled trials. *J Clin Epidemiol*. 2009;62(1):13-21. doi:10.1016/j.jclinepi.2008.07.006
4. Spiegelhalter DJ, Freedman LS, Parmar MK. Applying Bayesian ideas in drug development and clinical trials. *Stat Med*. 1993;12(15-16):1501-1511. doi:10.1002/sim.4780121516
5. Brophy JM, Joseph L. Placing trials in context using Bayesian analysis: GUSTO revisited by Reverend Bayes. *JAMA*. 1995;273(11):871-875. doi:10.1001/jama.1995.03520350053028
6. Quintana M, Viele K, Lewis RJ. Bayesian analysis: using prior information to interpret the results of clinical trials. *JAMA*. 2017;318(16):1605-1606. doi:10.1001/jama.2017.15574
7. Combes A, Hajage D, Capellier G, et al; EOLIA Trial Group, REVA, and ECMONet. Extracorporeal membrane oxygenation for severe acute respiratory distress syndrome. *N Engl J Med*. 2018;378(21):1965-1975. doi:10.1056/NEJMoa1800385
8. Vincent J-L, Brochard LJ. Do we need randomized clinical trials in extracorporeal respiratory support? we are not sure. *Intensive Care Med*. 2017;43(12):1869-1871. doi:10.1007/s00134-017-4930-x
9. Dalton HJ, MacLaren G. Extracorporeal membrane oxygenation in pandemic flu: insufficient evidence or worth the effort? *Crit Care Med*. 2010;38(6):1484-1485. doi:10.1097/CCM.0b013e3181e08fff
10. Gattinoni L, Vasques F, Quintel M. Use of ECMO in ARDS: does the EOLIA trial really help? *Crit Care*. 2018;22(1):171. doi:10.1186/s13054-018-2098-6
11. Hardin CC, Hibbert K. ECMO for severe ARDS. *N Engl J Med*. 2018;378(21):2032-2034. doi:10.1056/NEJMe1802676
12. Mi MY, Matthay MA, Morris AH. Extracorporeal membrane oxygenation for severe acute respiratory distress syndrome. *N Engl J Med*. 2018;379(9):884-887. doi:10.1056/NEJMc1804601
13. United States Census Bureau. US and world population clock. <https://www.census.gov/popclock/>. Accessed September 10, 2018.
14. Rubenfeld GD, Caldwell E, Peabody E, et al. Incidence and outcomes of acute lung injury. *N Engl J Med*. 2005;353(16):1685-1693. doi:10.1056/NEJMoa050333
15. Bellani G, Laffey JG, Pham T, et al; LUNG SAFE Investigators; ESICM Trials Group. Epidemiology, patterns of care, and mortality for patients with acute respiratory distress syndrome in intensive care units in 50 countries. *JAMA*. 2016;315(8):788-800. doi:10.1001/jama.2016.0291
16. Li X, Scales DC, Kavanagh BP. Unproven and expensive before proven and cheap: extracorporeal membrane oxygenation vs prone position in acute respiratory distress syndrome. *Am J Respir Crit Care Med*. 2018;197(8):991-993. doi:10.1164/rccm.201711-2216CP
17. Brower RG, Matthay MA, Morris A, Schoenfeld D, Thompson BT, Wheeler A; Acute Respiratory Distress Syndrome Network. Ventilation with lower tidal volumes as compared with traditional tidal volumes for acute lung injury and the acute respiratory distress syndrome. *N Engl J Med*. 2000;342(18):1301-1308. doi:10.1056/NEJM200005043421801
18. Peek GJ, Mugford M, Tiruvoipati R, et al; CESAR trial collaboration. Efficacy and economic assessment of conventional ventilatory support vs extracorporeal membrane oxygenation for severe adult respiratory failure (CESAR): a multicentre randomised controlled trial. *Lancet*. 2009;374(9698):1351-1363. doi:10.1016/S0140-6736(09)61069-2
19. Pham T, Combes A, Rozé H, et al; REVA Research Network. Extracorporeal membrane oxygenation for pandemic influenza A(H1N1)-induced acute respiratory distress syndrome: a cohort study and propensity-matched analysis. *Am J Respir Crit Care Med*. 2013;187(3):276-285. doi:10.1164/rccm.201205-0815OC
20. Noah MA, Peek GJ, Finney SJ, et al. Referral to an extracorporeal membrane oxygenation center and mortality among patients with severe 2009 influenza A(H1N1). *JAMA*. 2011;306(15):1659-1668. doi:10.1001/jama.2011.1471
21. Munshi L, Telesnicki T, Walkey A, Fan E. Extracorporeal life support for acute respiratory failure: a systematic review and meta-analysis. *Ann Am Thorac Soc*. 2014;11(5):802-810. doi:10.1513/AnnalsATS.201401-0120C
22. Su YS, Yajima M. R2jags: using R to run "JAGS": R package version 0.5-7. <https://cran.r-project.org/web/packages/R2jags/index.html>.
23. Plummer M. JAGS. 2004. <http://mcmc-jags.sourceforge.net>.
24. Allmark P. Bayes and health care research. *Med Health Care Philos*. 2004;7(3):321-332. doi:10.1007/s11019-004-0804-4
25. US Food and Drug Administration. Guidance for the Use of Bayesian Statistics in Medical Device Clinical Trials. <https://www.fda.gov/MedicalDevices/ucm071072.htm>. Accessed September 10, 2018.
26. Harrington D, Drazen JM. Learning from a trial stopped by a data and safety monitoring board. *N Engl J Med*. 2018;378(21):2031-2032. doi:10.1056/NEJMe1805123
27. Kass RE, Greenhouse JB. [Investigating therapies of potentially great benefit: ECMO]: comment: a Bayesian perspective. *Stat Sci*. 1989;4(4):310-317. doi:10.1214/ss/1177012386
28. Lilford RJ. Ethics of clinical trials from a Bayesian and decision analytic perspective: whose equipoise is it anyway? *BMJ*. 2003;326(7396):980-981. doi:10.1136/bmj.326.7396.980
29. Fan E, Del Sorbo L, Goligher EC, et al. An official American Thoracic Society/European Society of Intensive Care Medicine/Society of Critical Care Medicine clinical practice guideline: mechanical ventilation in adult patients with acute respiratory distress syndrome. *Am J Respir Crit Care Med*. 2017;195(9):1253-1263. doi:10.1164/rccm.201703-0548ST
30. Head ML, Holman L, Lanfear R, Kahn AT, Jennions MD. The extent and consequences of P hacking in science. *PLoS Biol*. 2015;13(3):e1002106. doi:10.1371/journal.pbio.1002106
31. Berry DA. Bayesian clinical trials. *Nat Rev Drug Discov*. 2006;5(1):27-36. doi:10.1038/nrd1927
32. Johnson SR, Tomlinson GA, Hawker GA, Granton JT, Feldman BM. Methods to elicit beliefs for Bayesian priors: a systematic review. *J Clin Epidemiol*. 2010;63(4):355-369. doi:10.1016/j.jclinepi.2009.06.003