

Computational solutions

Bayes Theorem \Rightarrow *posterior* distribution

Computational solutions

Bayes Theorem \Rightarrow *posterior* distribution

⚠ in practice:

- analytical form rarely available (very particular cases)
- integral to the denominator often very hard to compute

Computational solutions

Bayes Theorem \Rightarrow *posterior* distribution

⚠ in practice:

- analytical form rarely available (very particular cases)
- integral to the denominator often very hard to compute

How can one estimate the *posteriori* distribution ?

\Rightarrow sample according to this posterior distribution

- direct **sampling**
- **Markov chain Monte Carlo** (MCMC)

Monte Carlo method

Monte Carlo : von Neumann & Ulam

(*Los Alamos Scientific Laboratory* – 1955)

⇒ use random numbers to compute quantities whose analytical computation is hard (or impossible)

Monte Carlo method

Monte Carlo : von Neumann & Ulam

(*Los Alamos Scientific Laboratory* – 1955)

⇒ use random numbers to compute quantities whose analytical computation is hard (or impossible)

- **Law of Large Numbers (LLN)**
- so-called “**Monte Carlo sample**”

⇒ compute various functions from that sample distribution

Example : One wants to compute $\mathbb{E}[f(X)] = \int f(x)p_X(x)dx$

If $x_i \stackrel{iid}{\sim} p_X$, $\mathbb{E}[f(X)] = \frac{1}{N} \sum_{i=1}^N f(x_i)$ (LLN)

⇒ if one knows how to sample from p_X , one can then estimate $\mathbb{E}[f(X)]$

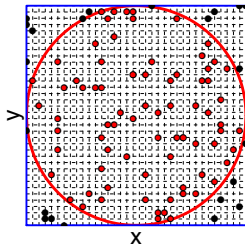
...

Monte Carlo method: illustration

π estimation:



A casino roulette (in Monte Carlo ?)



A 36×36 grid

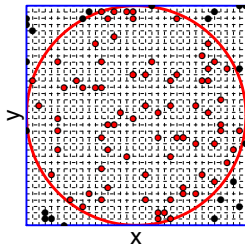
- 1 The probability of being inside the disk while in the square: $p_C = \frac{\pi R^2}{(2R)^2} = \frac{\pi}{4}$
 - 2 n points $\{(x_{11}, x_{21}), \dots, (x_{1n}, x_{2n})\} = \{P_1, \dots, P_n\}$ on the 36×36 grid (generated with the roulette)
 - 3 Count the number of points inside the disk
- ⇒ Compute the ratio (estimated probability of being inside the disk while in the square): $\hat{p}_C = \frac{\sum P_i \in \text{circle}}{n}$

Monte Carlo method: illustration

π estimation:



A casino roulette (in Monte Carlo ?)



A 36×36 grid

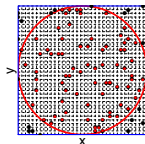
- 1 The probability of being inside the disk while in the square: $p_C = \frac{\pi R^2}{(2R)^2} = \frac{\pi}{4}$
 - 2 n points $\{(x_{11}, x_{21}), \dots, (x_{1n}, x_{2n})\} = \{P_1, \dots, P_n\}$ on the 36×36 grid (generated with the roulette)
 - 3 Count the number of points inside the disk
- ⇒ Compute the ratio (estimated probability of being inside the disk while in the square): $\hat{p}_C = \frac{\sum P_i \in \text{circle}}{n}$

Monte Carlo method: illustration

π estimation:



A casino *roulette* (in Monte Carlo ?)



A 36×36 grid

If $n = 1000$ and 786 points are inside the disk : $\hat{\pi} = 4 \times \frac{786}{1000} = 3.144$

One can improve the estimate by increasing:

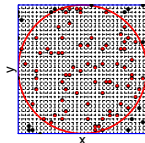
- the **grid resolution**, and also
- the number of points sampled n : $\lim_{n \rightarrow +\infty} \hat{p}_C = p_C = \pi/4$ (LLN)

Monte Carlo method: illustration

π estimation:



A casino roulette (in Monte Carlo ?)



A 36x36 grid

If $n = 1000$ and 786 points are inside the disk : $\hat{\pi} = 4 \times \frac{786}{1000} = 3.144$

One can improve the estimate by increasing:

- the **grid resolution**, and also
- the number of points sampled n : $\lim_{n \rightarrow +\infty} \hat{p}_C = p_C = \pi/4$ (LLN)

Monte Carlo sample \Rightarrow compute various functions
e.g. $\pi = 4 \times$ the probability of being inside the disk

Your turn !



Practical: exercise 2